

# SYNTHESIS OF 4-CHLOROBENZOYLTHIOUREA FROM 4-CHLOROBENZOYL CHLORIDE AND THIOUREA WITH DIFFERENT HEATING TIME AND TEMPERATURE

Dini Kesuma

Faculty of Pharmacy University of Surabaya

## Abstract

*To find new compounds acting on central nervous system (CNS), the research of structure modification of benzoylthiourea (4-chlorobenzoylthiourea) uses the Topliss approach model by acylating the thiourea with derivated benzoyl chloride. These compounds have higher lipophilic and electronic properties compared to the lead compound benzoylthiourea, with the expectation of the increase of the central nervous system depressant. 4-chlorobenzoylthiourea had been made by reacting 4-chlorobenzoyl chloride with thiourea in tetrahydrofuran. The heating temperatures were 90° C, 100° C, 110° C and 120° C with the percentage yields of 28,99%, 41,07%, 48,79% and 45,14%. The highest percentage yield of 4-chlorobenzoylthiourea was given at 110° C. The heating time was 0.5 hours; 1 hours; 1.5 hours and 2 hours with the percentage of the product of 4-chlorobenzoylthiourea compound were 41,65%; 50,84%; 46,39% ; 43,18%. The highest percentage yield of 4-chlorobenzoylthiourea was obtained 1 hour of heating time. The purity test of the synthesis product was shown by the single spot on the Thin Layer Chromatogram (TLC) and small difference of melting point. Characterization of the products of the synthesis was based on the analysis with Ultraviolet (UV) and Infra Red (IR) spectrophotometer, <sup>1</sup>H-NMR spectrometer and gas chromatography mass spectrometer (GC-MS), it was concluded that the structure of the synthesis product were in accordance to the prediction.*

**Keyword :** 4-chlorobenzoylthiourea, synthesis, heating time, heating temperature.

## INTRODUCTION

People with stress and mental disorders are usually treated with the central nervous system depressant drugs, which inhibits the activity of the central nervous system, such as the drugs from sedative-hypnotic class. The use of these medications occasionally causes moderate to severe side effects with not necessarily optimal activity. Overdose can lead to coma and death due to depression of vital centers in the medulla of the brain and long-term use causes tolerance and physical dependence (Siswandono dan Soekardjo, 2000).

Barbiturate derivatives are the first sedative hypnotics that often used. It is a cyclic ureida derivative and its activity has been known as a depressant of the central nervous system. With the passage of time demands of a new drug discovery is increasing, because there are no good medications for specific diseases and the discovery of various side effects resulting from the use of drugs that are already known, so further studies is done to develop the structure of the existing drugs or search and find a new cure. The drug discovery is intended for the treatment of certain diseases, improving the drug activity, lowering adverse side effects or toxicity, and improving the drug selectivity (Block, 1991).

Siswandono (1998) have modified the structure of molecules of a compound used as a sedative hypnotic drugs by synthesizing benzoylurea which is an acyclic ureida from the acylation reaction of a primary amine groups of urea with benzoyl chloride.

Kesuma (2004), have synthesized benzoylthiourea by doing an acylation reaction between one of the NH<sub>2</sub> group of thiourea with benzoyl group of benzoyl chloride.

From the results of the activity assay, it turns out that the compounds synthesized have a depressant effect of central nervous system.

The benzoylthiourea derivative structure modification was done by replacing the O atom in the urea with a S atom into thiourea; and because the electro negativity of the O atom is greater than the S atom, the modification is expected to increase the lipophilicity of benzoylthiourea derivative compounds.

In conducting the drug development, the structure modification of the compound can be done in several ways, one of which is to use the Topliss approach model. The structure modification of the compound with Topliss approach model is done by modifying several functional groups with specific lipophilic, electronic, dan steric properties. The lipophilic properties can be increased by inserting a non-polar groups, such as alkyl groups on the aromatic ring. In addition, electronegative substituent such as halogen groups can be inserted into the aromatic ring to increase the electronic properties (Siswandono and Soekardjo, 2000).

Theoretically benzoylthiourea compounds have lipophilicity values  $logP$  of 1.12. With the presence Cl atom on the aromatic ring the lipophilicity properties ( $log P$ ) would be increased to 1.68, while the optimal  $log P$  value of the central nervous system depressant is 2 (Siswandono and Soekardjo, 2000).

In a synthesis of organic compound, it is expected to produce the final product synthesis as much as possible, so the factors that influence the percentage of the synthesis, such as the temperature and duration of heating, should be noted. Temperature and duration of heating is required in almost every organic chemical reaction to increase the kinetic energy which is to increase inter-particle collisions/impacts that affects the reaction.

Katherine (2005) has conducted the synthesis of benzoylthiourea at a temperature of 90°C, 100°C, 110°C, and 120°C for 1.5 hours. Most of the products of the synthesis was obtained at a temperature of 110°C. In this

study, the same heating temperatures, which were 90°C, 100°C, 110°C, and 120°C, were used with the duration of heating of 1.5 hours. Heating temperature which indicates the largest percentage of products was used as a reference for the optimization of the heating, which were 0.5, 1.0, 1.5, 2.0 hours.

The purity of compounds synthesized were tested with melting point determination and thin layer chromatography. Structural characterization was performed using UV Spectrophotometer, Infrared Spectrophotometer (IR), Nuclear Magnetic Resonance Spectrometer (1 H-NMR), Gas Chromatography - Mass Spectroscopy (GC-MS).

## 2. THE OBJECTIVES OF THE STUDY

The objectives of this study are :

- To find out the percentage of the synthesis products on different temperatures and heating time.
- To find out the temperature and duration of heating that can result in the largest percentage of the synthesis products of 4-chlorobenzoylthiourea.

## THE BENEFIT OF THE STUDY

With this study, it is expected to provide useful information on the effects of temperature and heating time on the percentage of the products synthesis of compounds 4-chlorobenzoylthiourea to be further developed in order to obtain compounds with more activity of the central nervous system deppresant (CNS Depressant).

## METHODS

### Materials for the synthesis of 4-chlorobenzoylthiourea

- 4-chlorobenzoyl chloride (Merck)

- Thiourea (Merck)
- Tetrahydrofuran (THF) (Merck)
- Natrium bicarbonate (Merck)
- Ethanol 96 % p.a (Merck)

### Materials for the TLC test

- Silica Gel F254 (Merck)
- Methanol p.a (Merck)
- Ethanol 96 % p.a (Merck)
- Ethyl acetate p.a (Merck)
- Acetonitrile p.a (Merck)

### Materials for the identification of 4-chlorobenzoylthiourea

Ethanol 96 % p.a pro UV spectrometer (Merck)

KBr pro infrared spectroscopy

DMSO-d<sub>6</sub> pro MRI Spectroscopy

Ethanol pro GC-MS

### Instruments

- Analytical balance 'Ohaus' (Model AS120, Serial No 2325)
- Laboratory glasswares
- Magnetic stirrer and magnetic stirring bars (type Pyro-Mag, Labinco)
- Thermometer
- Buchner Funnel
- Vacuum pump (VP 11-16)
- Oven (Memmert type)
- Fisher Johns Melting Point Apparatus
- Chromatography chamber (Camag)
- Capillary tubes
- Hitachi U-2001 UV-Spectrophotometer
- Spectrophotometer "Jasco FT/IR-5300"

- m. Spectrometer “Hitachi FT-NMR-R 1900”
- n. Gas Chromatography - Mass Spectrometry “Hewlett Packard 5972 Series Mass Selective Detector and 5890 Series III Plus Gas Chromatograph”

repeated with the heating temperatures of 100° C, 110° C, and 120° C.

For the optimization of heating, the mixture was stirred and heated using the heating magnetic stirrer at a temperature of 110° C (based on the optimal temperature of the previous study) for 0.5 hours, 1 hour, 1.5 hours, and 2 hours each.

**Procedures**

**The Synthesis and Recrystallization of 4-chlorobenzoythiourea**

Thiourea, with the weight of 3.805 grams (equivalent to 0.05 mol) was suspended in 25 ml of Tetrahydrofuran in 250 ml beaker. Meanwhile, a solution of 4-chlorobenzoyl chloride 0.025 ml (4.375 g) in 15 ml of THF solvent was made. After that, the solution of 4-chlorobenzoyl chloride in THF was added dropwise using the dropping funnel into the thiourea suspension in the beaker at room temperature. Then, the mixture of the solutions was stirred using a heating magnetic stirrer (magnetic stirrer with a hot plate) at a temperature of 90° C for 1.5 hours (based on previous study) starting from the time when the temperature desired was reached, so that the reaction worked perfectly. The process was

The product of the reaction (which was yellow thick substance (ointment mass)) was added a saturated sodium bicarbonate solution with stirring until the mixture didn't produce foam or bubble of gas, and then it was washed with 2 x 25 ml of water, and filtered with Buchner funnel and flask connected with vacuum pump.

The mixture then was transferred into Erlenmeyer flask 250 ml and added hot Ethanol 96% p.a with continuous heating at temperature of 70° C - 80° C on a heating magnetic stirrer until it was exactly dissolved. After that, the solution was cooled down quickly with ice bath until the crystals of 4-chlorobenzoylthiourea was formed. The crystals were then filtered with buchner funnel and flask connected with vacuum pump. The separated crystals were washed with 10 ml of ethanol 96% twice, then they were transferred to a weighed petry disk and dried in

Temperature (°C)	Replication	The weight of practical products (g)*	Percentage of the synthesis products (%)	Mean weight (%)
90° C	1	1,5476	28,8596	28,99
	2	1,5523	28,9641	
	3	1,5625	29,1375	
100° C	1	2,1635	40,3449	41,07
	2	2,2226	41,4470	
	3	2,2208	41,4135	
110° C	1	2,6540	49,4918	48,79
	2	2,5821	48,1510	
	3	2,6134	48,7347	
120° C	1	2,4210	45,1469	45,14
	2	2,4130	44,9977	
	3	2,4280	45,2773	

\* The weight of theoretical products : 5,3625 grams  
 (The synthesis was conducted for 1.5 hours based on the previous study)

Duration of heating (hours)	Replication	The weight of practical products (g)*	Percentage of the synthesis products (%)	Mean weight (%)
0.5	1	2.2940	42.7786	41.65
	2	<b>2.1629</b>	<b>40.3338</b>	
	3	2.2433	41.8331	
1.0	1	2.7696	51.6475	<u>50.84</u>
	2	<b>2.6831</b>	<b>50.0345</b>	
	3	2.7254	50.8233	
1.5	1	2.4622	45.9152	46.39
	2	<b>2.5012</b>	<b>46.6424</b>	
	3	2.5001	46.6219	
2.0	1	2.3313	43.4741	43.18
	2	<b>2.3240</b>	<b>43.3380</b>	
	3	2.2910	42.7226	

\* The weight of theoretical products : 5,3625 grams

(The synthesis was conducted at a temperature of 110° C based on the optimization results of the experiment above)

the oven at the temperature of 50° C. The dried crystals was then weighed to calculate the percentage of 4-chlorobenzoylthiourea crystals produced.

#### Analysis and Identification of The Purity of The Synthesis Product

The analysis and purity identification of the synthesis product was done using TLC, Melting Point determination, UV-Spectrophotometry, Infrared Spectrophotometry, Nuclear Magnetic Resonance (<sup>1</sup>H-NMR), and Mass Spectrometry.

#### The Synthesis Product Of 4-Chlorobenzoylthiourea

4-robenzoylthiourea was synthesized through the acylation of 4-chlorobenzoyl chloride (0,025 mol; 4,375g) with thiourea (0,05 mol; 3,805 g). The characteristics of the product synthesized were light yellow powder with specific smell and bitter taste.

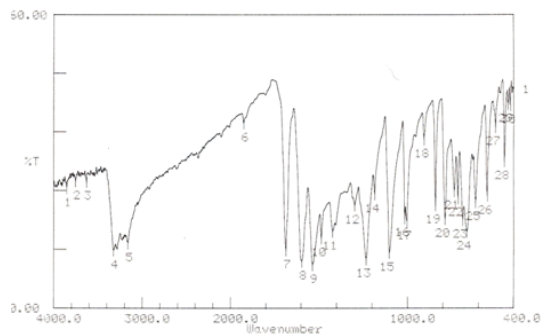
#### The Percentage of The Products of 4-Chlorobenzoylthiourea

#### The Purity Analysis Results Of The Synthesis Product

#### The result of Thin Layer Chromatography analysis with the mobile phase (of) Ethanol:Chloroform (3:1)

Temperature	Replication	R <sub>f</sub>
90° C	1	0,86
	2	0,86
	3	0,86
100° C	1	0,86
	2	0,86
	3	0,85
110° C	1	0,86
	2	0,85
	3	0,86
120° C	1	0,86
	2	0,86
	3	0,86

Duration of Heating (hours)	Replication	Rf
0,5	1	0,87
	2	0,87
	3	0,86
1.0	1	0,87
	2	0,87
	3	0,87
1,5	1	0,86
	2	0,87
	3	0,87
2,0	1	0,87
	2	0,87
	3	0,87



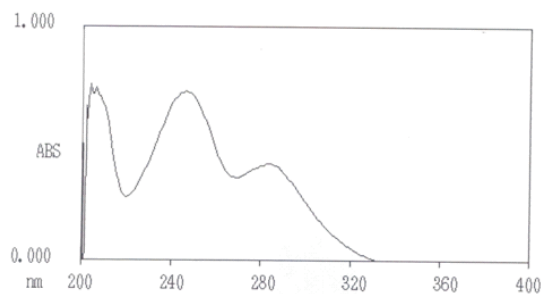
The Infrared Spectrum of 4-chlorobenzoylthiourea Synthesis Product

**The Melting Point of 4-chlorobenzoylthiourea (Synthesis Product)**

Temperature	Replication	Melting point (°C)
90° C	1	211-213
	2	211-213
	3	211-213
100° C	1	211-213
	2	211-213
	3	211-213
110° C	1	211-213
	2	211-213
	3	211-213
120° C	1	211-213
	2	211-213
	3	211-213

Duration of Heating (hours)	Replication	Melting Point (°C)
0,5	1	211-213
	2	211-213
	3	211-213
1,0	1	211-213
	2	211-213
	3	211-213
1,5	1	211-213
	2	211-213
	3	211-213
2,0	1	211-213
	2	211-213
	3	211-213

The average melting point of the compound synthesized is 211-213°C, with the range of 2° C.

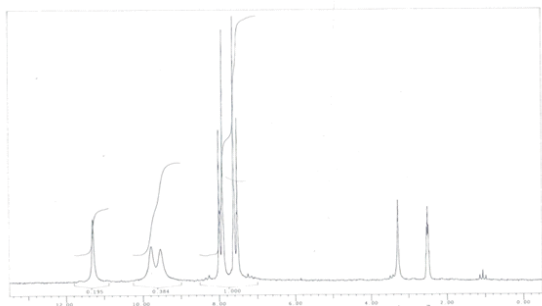


The UV Spectrum of 4-chlorobenzoylthiourea Synthesized in Ethanol Solvent (  $\lambda_{max}$  = 246 nm and 282.5 nm )

**The Identification Result Of The Synthesis Product**

**The Result of Ultraviolet (UV) Spectrophotometry e Result of Infrared Spectrophotometry**

**The Infrared Wavenumbers/wavelengths of 4-Chlorobenzoylthiourea**

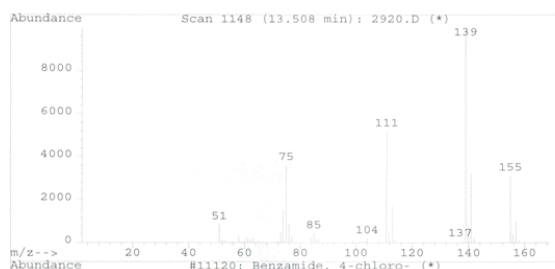


**<sup>1</sup>H-NMR Spectra of 4-chlorobenzoylthiourea Synthesis Product**

Functional Groups	Wavenumbers (cm <sup>-1</sup> )	Wavenumbers (cm <sup>-1</sup> ) of Synthesis Product	No. of Spectra
-NH <sub>2</sub> (stretch)	3500-3100	3325,58	4
-NH- (stretch)	3500-3350	3159,68	5
-C=O (stretch)	1680-1700	1685,94	7
aromatic -C=C- (stretch)	1600-1475	1597,20 dan 1535,48	8
-C=S	1250-1020	1232,62 ; 1101,45	13 ; 15
aromatic -C-Cl (stretch)	1170-1103	1103,07	17

**The Result of <sup>1</sup>H-RMI of 4-chlorobenzoylthiourea Synthesis Product**

Chemical Shift	Integration values	Multiplicity	H atom from the group of
7,516	2	Doublet	2 H atoms from the substituted aromatic ring (c)
7,872	2	Doublet	2 H atoms from the substituted aromatic ring (c)
9,522	1	Wide singlet	1 H atom from NH <sub>2</sub> (b)
9,774	1	Wide singlet	1 H atom from NH <sub>2</sub> (b)
11,289	1	Wide singlet	1 H atom from NH (a)



**The Result of Nuclear Magnetic Resonance Spectrometry (<sup>1</sup>H-NMR)**

**GC-MS Spectra of 4-chlorobenzoylthiourea Synthesis Product**



### The m/e Data of 4-chlorobenzoylthiourea Synthesis Product

No	m/e	Fragment Compounds
1	155	[(C6H4-Cl-CONH2)+]
2	139	[(C6H4-Cl-CO)+]
3	111	[(C6H5-Cl)+]
4	75	[(NH-CS-NH2)]
5	51	(C4H3)+

### CONCLUSION

Based on the study results, 4-chlorobenzoylthiourea can be synthesized through the acylation of 4-chlorobenzoyl chloride with the thiourea. At heating temperatures of 90° C, 100° C, 110° C and 120° C, the percentage of the products obtained respectively were : 28,99%, 41,07%, **48,79%** and 45,14%. The synthesis products of 4-chlorobenzoylthiourea with the largest percentage was obtained at the heating temperature of 110° C.

As for the duration of heating of 0.5 hours, 1 hour, 1.5 hour and 2 hours; the percentage of the products obtained respectively were 41.65%, **50.84%**, 46.39% and 43.18%. The synthesis products of 4-chlorobenzoylthiourea with the largest percentage was obtained 1 hour heating.

### ACKNOWLEDMENT

Siswandono, Harry Santosa, Okky Nugraha, Lini Hapsari

### REFERENCES

- Bresnick S., 2003, *Intisari Kimia Organik*, terjemahan Kotong H., Penerbit Hipokrates, Jakarta, 3, 31, 33, 34
- Budavari S., et al 1996, *The Merck Index, An Encyclopedia of Chemicals, Drugs and Biologicals*, 15<sup>th</sup> edition, Merck&Co.Inc, USA, 238 1258

Departemen Kesehatan Republik Indonesia, 1995, *Farmakope Indonesia*, Edisi 4, cetakan I, Jakarta, 1200, 1002, 1138

Fessenden RJ, Fessenden JS, 1997, *Dasar-Dasar Kimia Organik*, Terjemahan Sukmariah Maun, Binarupa Aksara, Jakarta, 285-288, 567

Fessenden, R.J., and Fessenden, J.S., 1992. *Kimia Organik*. Jilid I. Edisi ketiga. Alih bahasa : Pudjaatmaka, A.H. Jakarta : Penerbit Airlangga. hal 166-190, 311-362.

Hart et al, 2003, *Kimia Organik*, Edisi 11, diterjemahkan oleh Achmadi S., Erlangga, Jakarta, 199, 205, 206, 263

Kesuma, Dini., 2005. Modifikasi Struktur Benzoiltiourea dan Uji Aktivitas Penekan Sistem Saraf Pusat pada Mencit (*Mus musculus*). *Tesis*. Program Pascasarjana Universitas Airlangga. Surabaya.

Mc Murry, J., 1984. *Organic Chemistry*. California : Broke Cole Publishing Company. pp 168-171, 607-609, 678-679, 766-800.

Mulja, M., dan Suharman, 1995. *Analisis Instrumental*. Surabaya : Airlangga University Press. hal 26-82, 114-138.

Maramis, W. E. 1994. *Catatan Ilmu Kedokteran Jiwa*. Surabaya : Airlangga University Press. Hal 88, 451-452.

Silverstein, R.M., Bassler, G.C., Morrill, T.C., *Spectrometric Identification of Organic Compounds*. 4<sup>th</sup> Edition. New York : John Wiley and Sons Inc. pp 95, 181-189, 305.

Siswandono, 1999. Modifikasi Stuktur dan Hubungan Struktur-Aktivitas Senyawa-senyawa Baru Turunan Benzoilurea. *Disertasi*. Program Pascasarjana. Universitas Airlangga. Surabaya.

Siswandono dan Soekardjo, B., 2000. *Kimia Medisinal I*. Edisi kedua. Surabaya : Airlangga University Press. hal 7, 256.



- Siswandono dan Soekardjo, B., 2000. *Kimia Medisinal II*. Edisi kedua. Surabaya : Airlangga University Press. hal 201, 225, 234, 242.
- Solomon, T.W.G., 1996. *Organic Chemistry*. 6<sup>th</sup> Edition. Canada : John Willey and Sons Inc. pp 835.
- Sastrohamidjojo H., 1994, *Spektroskopi Resonansi Magnet Inti (Nuclear Magnetic Resonance, NMR)*, Edisi I, cetakan I, Penerbit Liberty, Yogyakarta, 38
- Vida, Julius A, 1995, *Depresan Sistem Saraf Pusat : Sedativa-Hipnotika, dalam Foye, WO, Prinsip-Prinsip Kimia Medisinal*, terjemahan Rasyid, R, Jilid I, Edisi kedua. Gadjah Mada University Press.hal. 280.

